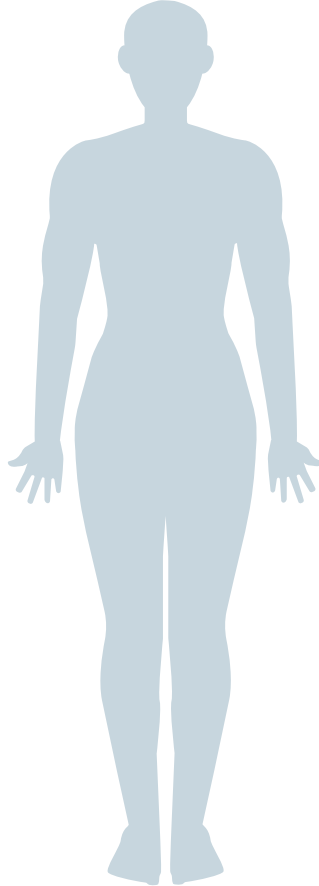



My Project Notes

Fabric Swatches/Colors:



Measurements:

Shoulder _____

Bust/Chest _____

Waist _____

Hip _____

Waist-to-Hip _____

Sleeve Length _____

Pant/Inseam _____

Other: _____

Other: _____

Other: _____

Pattern Name/Company: _____

Size: _____


Modifications/Alterations: _____

Notes: _____

Notes: _____

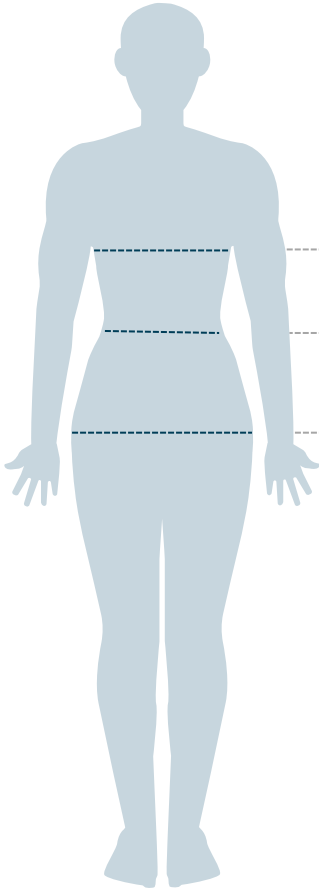
Notes: _____





My Project Notes

Name: _____



Measurements

Bust/Chest _____

Waist _____

Hip _____

Fabric

Large empty rectangular box with a double-line border, intended for fabric notes.

Details


Project/Pattern: _____

Size: _____

Modifications/Alterations: _____

Notes: _____





My Sewing Project Notes

Details

Pattern/Designer: _____

Date Started: _____

Date Completed: _____

Task List

- Plan
- Choose Fabric
- Cut
- Assemble
- Photograph
- Share

Fabric + Supplies

	Total Needed	In Stash	To Buy
Fabric1			
Fabric 2			
Fabric 3			
Thread			
Notions			
Other			

Notes + Swatches

Grid of small plus signs for notes and swatches.

